


Welcome!
This book will take you
deeper into Queensland
Modern Cursive
handwriting.

But fill in your
licence before
you dive in!



Diving Licence

Name:


Address:

Date of birth:

Where do you want to go diving?

What are you hoping to find?

Draw a picture
of yourself in your
diving gear.




Progressive improvement check

Copy the sentence below in cursive. Rate your writing, then ask your teacher to rate it.

Quick sharks swiftly snaffled
the dozy divers from the rocks,
chomping them like toffee.

Term 1 Date _____

My rating:




Teacher's rating:




Term 2 Date _____

My rating:




Teacher's rating:





Term 3 Date _____

My rating:




Teacher's rating:



Term 4 Date _____

My rating:




Teacher's rating:



★ Revision – Queensland Beginner's Alphabet

Copy these animal names. Then link the capital letter to any matching lower case letters in that word, like this: Elephant.



Aardvark Blackbuck Cicada

Dodo Eagleray Firefish

Grayling Hammerhead Ibis

Jujula Kookaburra Llama

Mamba Nankeen Night Heron

Octopus Porpoise Quongquong

Rhinoceros

Starfish

Tarantula

Urdul

Velvet Worm

Waxwing

Xenex


Yellow-eyed Penguin

Zimbabwe Girdled Lizard

Some of the animal names are made up. Circle the ones you think aren't real. Then check the answers at the bottom of the page.



Rewrite each letter of the alphabet in both capitals and lower-case.





1 1 1 1 1 l l l l l 1 1 1 1

Trace, then copy the exit and entry letter groups.

Exits only: a h k l t c d e

a h k l t c d e

Rounded entries: m n r x

m n r x m n r x

Pointed entries: i j p u v w y


i j p u v w y

Letters that change: f 3


f 3 f 3 f 3 f 3 f 3

Letters that don't change: b g o q s

b g o q s b g o q s



Trace then copy the alphabet with all its entries and exits.




Copy.

In my book I will be doing
quite a lot of writing to
practise cursive script, using
correct entries, exits and joins.



★ Revision – Diagonal joins



Trace and copy.

an cr dr em fi hi in is

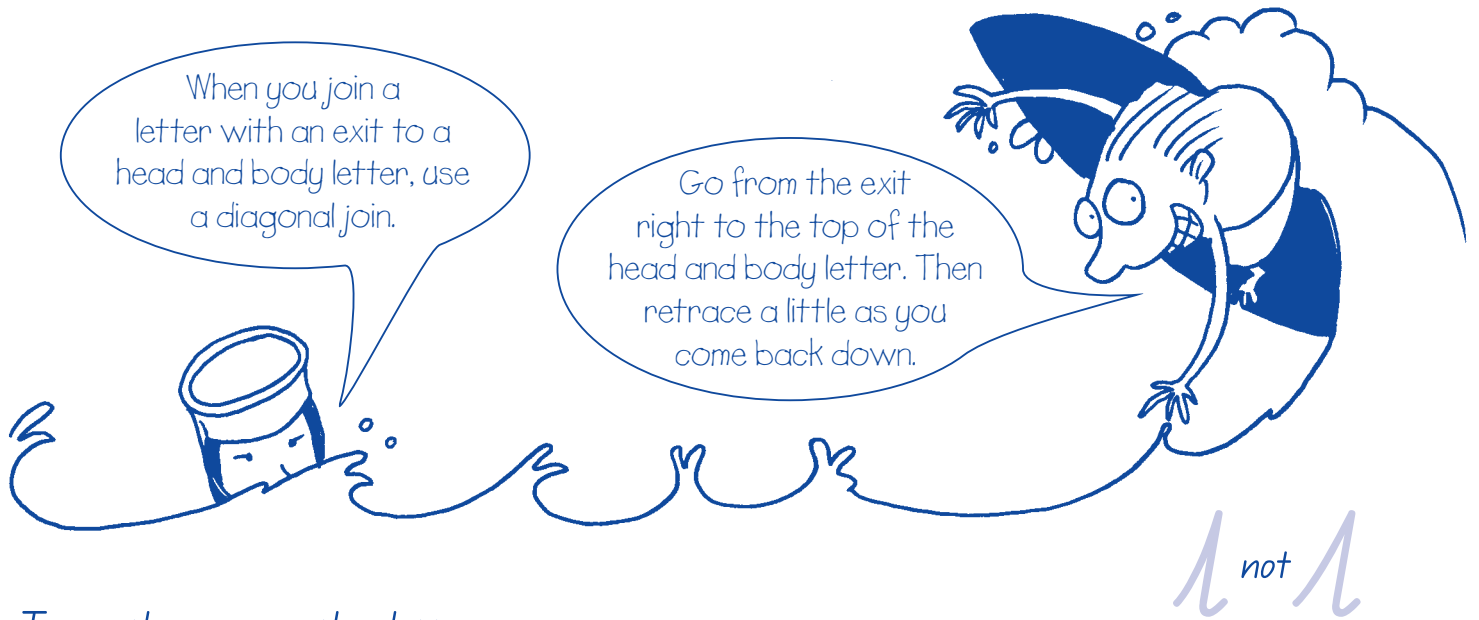
kn li mi nu tr tu up iz

any dip him ink mix fire

lint nine slim size funny

quit empty fin unit lip

tiny limp cup slipper



Trace then copy the letter pairs.

ab at ch ck nl nk dl dh hl
ht lb ll th tt ub ut kl kh
mb ml eb et ik it nt nh lt

Copy, taking care when retracing the downward strokes of the tall letters.

Will this butter melt in the sun?

Is there salt in this batter?

★ Revision – Diagonal joins: Exits to e



Trace then copy to practise these joins to e.

ae he ke le te ce de ee

Trace, then copy.

blue kettle ten cement glue her

wheel sheep letter there dew

sleep centre shell they key see

dinner hen knee cheer lime

tell chew cheek jelly net heel

