


Welcome!
This book will take you
deeper into Foundation
cursive handwriting.

But fill in your
licence before
you dive in!



Diving Licence

Name: _____


Address: _____

Date of birth: _____

Where do you want to go diving? _____

What equipment will you need? _____

What are you hoping to find? _____




Draw a picture
of yourself in your
diving gear.



Progressive improvement check

Copy the sentence below. Rate your writing, then ask your teacher to rate it.

Quick sharks swiftly snaffled
the dozy divers from the rocks,
chomping them like toffee.



Term 1 Date _____

Handwriting practice lines for Term 1.

My rating:



Teacher's rating:



Term 2 Date _____

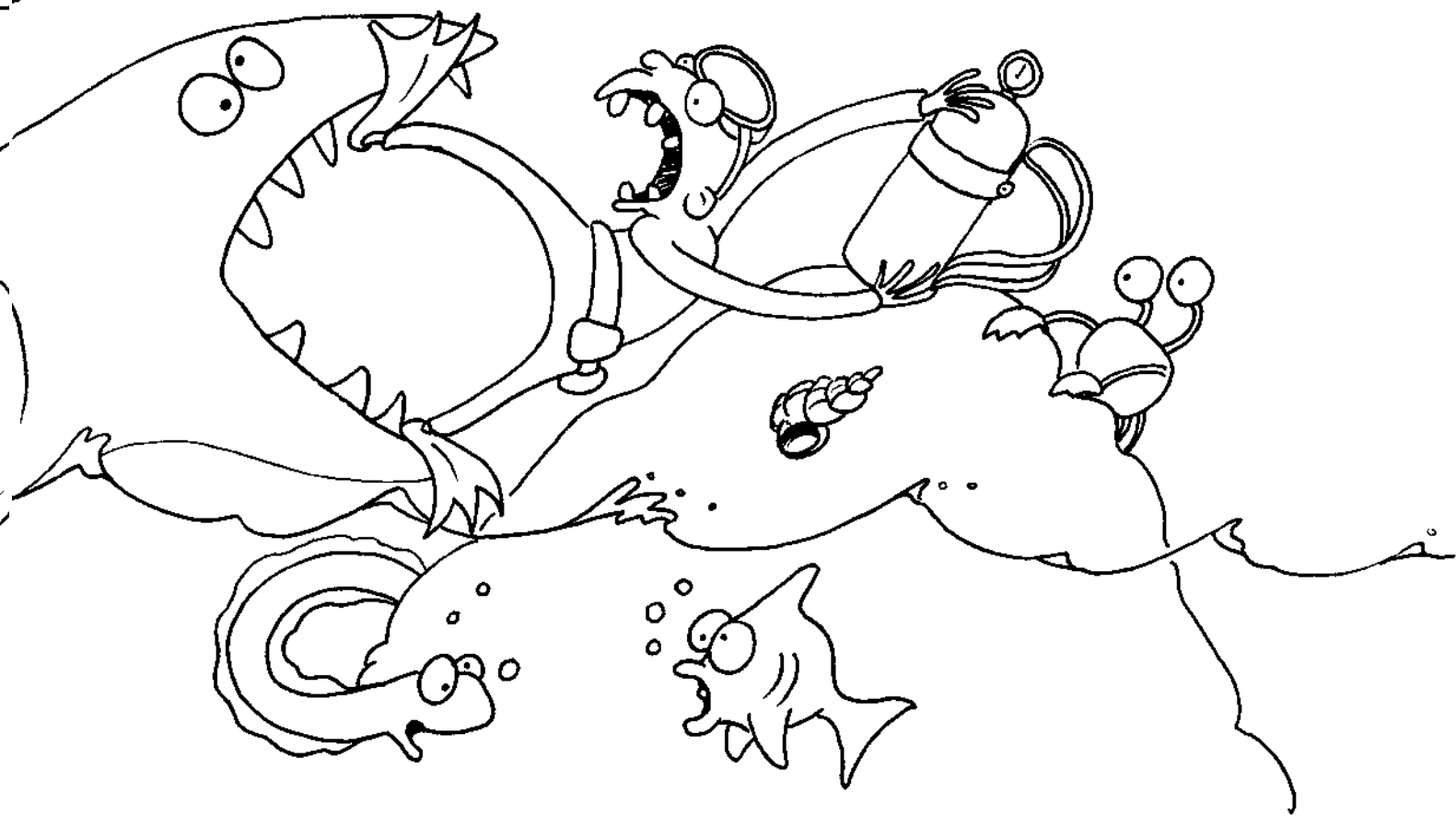
Handwriting practice lines for Term 2.

My rating:



Teacher's rating:





Term 3 Date _____

My rating:



Teacher's rating:



Term 4 Date _____

My rating:




Teacher's rating:



☆ Revision – Foundation printing

Copy these animal names. Then link the capital letter to any matching lower case letters in that word, like this: Elephant.



Aardvark Blackbuck Cicada

Dodo Eagleray Firefish

Grayling Hammerhead Ibis

Jujula Kookaburra Llama

Mamba Nankeen Night Heron

Octopus Porpoise Quongquong


Rhinoceros Starfish Tarantula

Urdul Velvet Worm Waxwing

Xenex Yellow-eyed Penguin


Zimbabwe Girdled Lizard

Some of the animal names are made up. Circle the ones you think aren't real. Then check the answers at the bottom of the page.



Rewrite each letter of the alphabet in both capitals and lower-case.

★ Revision – Exits and entries



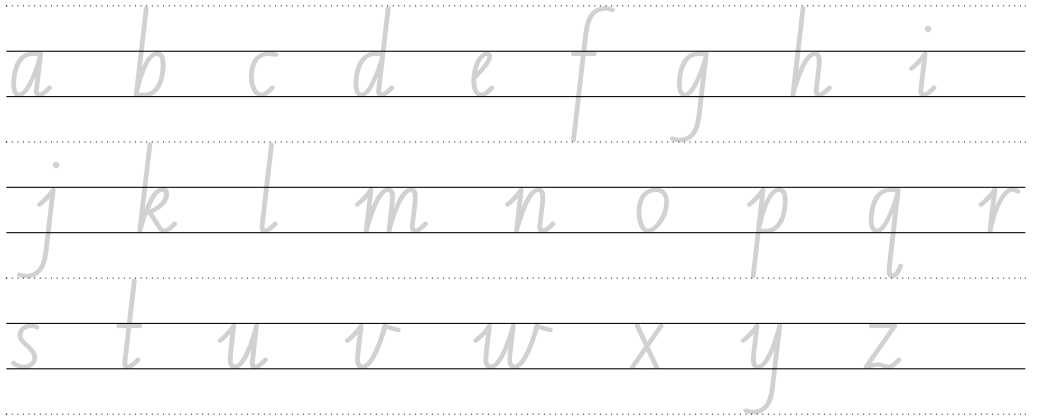
Check list

☐ Posture

☐ Pencil grip

☐ Paper position

Trace, then copy the alphabet with all its entries and exits.




Copy.

In my book I will be doing

quite a lot of writing to

practise cursive script, using

correct entries, exits and joins.



A diagonal join goes from one letter's exit flick UP to meet the next letter.



Trace and copy.

an cr dr em ev hi in kn

li mi nu qu tr tu un zi


any drip hip ink mine knew

lunch nut quit zip under

creep empty tug every keep

enemy hymn mind chimney

★ Revision – Diagonal joins to head and body letters



ab at ch ck nl nk dl dh hl

ht lb ll th tt ub ut kl kh

mb ml eb et ik it nt nh lt

Copy, taking care when retracing the downward strokes of the tall letters.

Yellow butter melts in the heat.

Is there salt in the salad?




Trace, then copy. Then choose four letter pairs, and put a star * to show where you lifted your pencil.

ea ia ha ac ec uc ed id ad
ag eg ig aq eq nq ca ud ng

Copy these words. Change colour when you drop in.
The marks ' will help you.

mámmál échinóderm



Copy. Change colour each time you drop in.


íf áfter reéf huíf

f o r v w x

These letters finish near the top body line. They join to the next letter with a horizontal line.



The horizontal join from o r v w and x has a little dip. The horizontal join from f goes straight across.



Trace, then copy.

oy ou om on oi op or ov ow

ri rm rn rp rr rv ry vi vy

wi wn wr xi xp xy fi fr fy

Now trace these words.

boy some trip burn curve

vixen win wry exit expose

fix free fright puffy fun