




Welcome!
This book will take you
deeper into Victorian
Modern Cursive
handwriting.

But fill in your
licence before
you dive in!



Diving Licence

Name: _____


Address: _____

Date of birth: _____

Where do you want to go diving? _____

What equipment will you need? _____

What are you hoping to find? _____



Draw a picture
of yourself in your
diving gear.

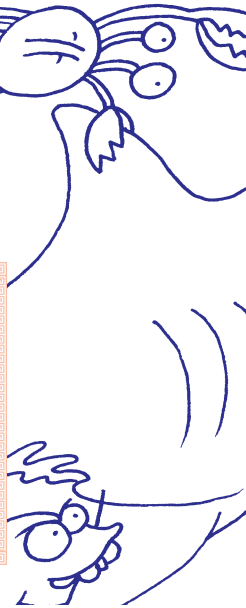


Progressive improvement check

Write the sentence below in joined writing. Rate your writing, then ask your teacher to rate it.




Quick sharks swiftly snaffled the dozy divers from the rocks, chomping them like toffee.




Term 1 Date _____

My rating:




Teacher's rating:





Term 2 Date _____

My rating:




Teacher's rating:






Term 3 Date _____

My rating:




Teacher's rating:




Term 4 Date _____

(Use speed loops.)

My rating:



Teacher's rating:



★ Revision – Letter families

Trace and copy.

The i family



l t i j


Clockwise letters

m n r x z

Other clockwise letters

h p k

Anti-clockwise letters



a c d g q

Other anti-clockwise letters

o e f s

The u family



u y v w b

Write all the body only letters.


Write all the head and body letters.

Write all the body and tail letters.

Which letter has a head, body and tail? Write this letter 6 times.

Colour the top wedges green and the bottom wedges red. Copy each letter.

a d m n g h
k p q r u w



★ Revision – Diagonal joins

A diagonal join goes from one letter's exit UP to meet the next letter.



Trace and copy.

an dr em ev hi in kn

li nu pr sn tu un xe

drip pink mine knew


nut exit silly under

creep empty every keep

enemy hymn chimney

★ Revision – Diagonal joins to s and from s

When making a diagonal join to s, make the top of the s shorter.



as modified s

Trace, then copy.

as cs ds es is ks ls ms

When making a diagonal join from s, retrace the bottom of the s before you go on to join.



si retrace

Trace, then copy.

se si sm sn sp su sw

Trace then copy these words with diagonal joins to and from s.

hands cakes use snow

★ Revision – Diagonal joins to f

Make a loop when joining to the letter f.

Remember – no loop for f at the beginning of a word.

if



Trace and copy these letter pairs with diagonal joins to f.

lf uf af if ef nf pf hf

Trace and copy these words with diagonal joins to f.

shelf tuft fifty leapfrog

after beef mouthful fifth



Self Assessment

Rate your diagonal joins to f.

Needs work



Good effort



Best ever!



These letters finish near the magic line. They join to the next letter with a horizontal line.

f o r v w b



The horizontal join from o, r, v, w and b has a little dip. The letter f joins from the crossbar.

Trace, then copy.

oy ou on oi op or ow

ri rn rp rv ry vi vy

wi wn wr bi br fi fr

Now trace these words.

some trip burn opal

visit win wry bite

fix fur fright fun

★ Revision – Horizontal joins to e



The letter e starts halfway between the lines.



Remember to dip down when making a horizontal join to e.

dip down
to join

oe re ve we be ve

Trace then copy to practise these joins to e.

oe re ve we be oe re ve

Trace and copy these words.

goes whoever volcanoes

before forehead lyrebird

deceive allowed weather

beast better benefit